

Date Purchased _____ Machine Serial No. _____

Size of Pipe Cart _____ Options _____

The key number system in this parts book is arranged as follows:

- ⊙ -- Key numbers with two circles denotes main assemblies.
- -- Key numbers with one circle are individual parts.

Please order parts by part number.



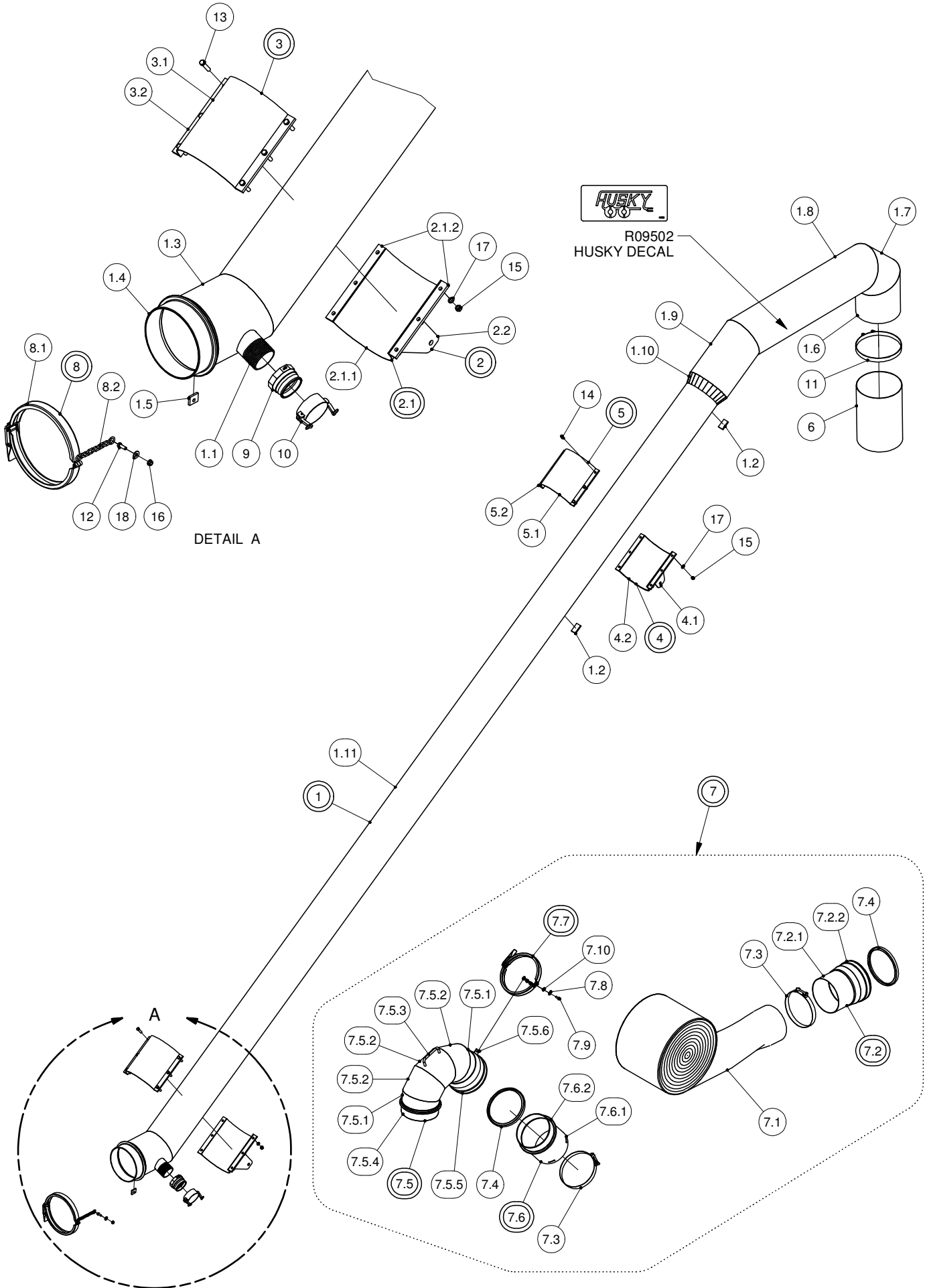
Pipe Cart

249-00-00-000 10"

OPERATING INSTRUCTIONS:

1. Make sure clamps are securely fastened before operating to ensure hose won't blow off during filling
2. Always check tire pressure and wheel bolt torque before towing.
3. When towing lower Pipe all the way down for clearance from overhead power wires
4. Wash Pipe Cart off after each use. This will extend the life of the Pipe.
5. Depending on the amount of Highway travel the wheel bearings shall be greased annually
6. Make sure all manure is drained from pipe prior to freezing conditions

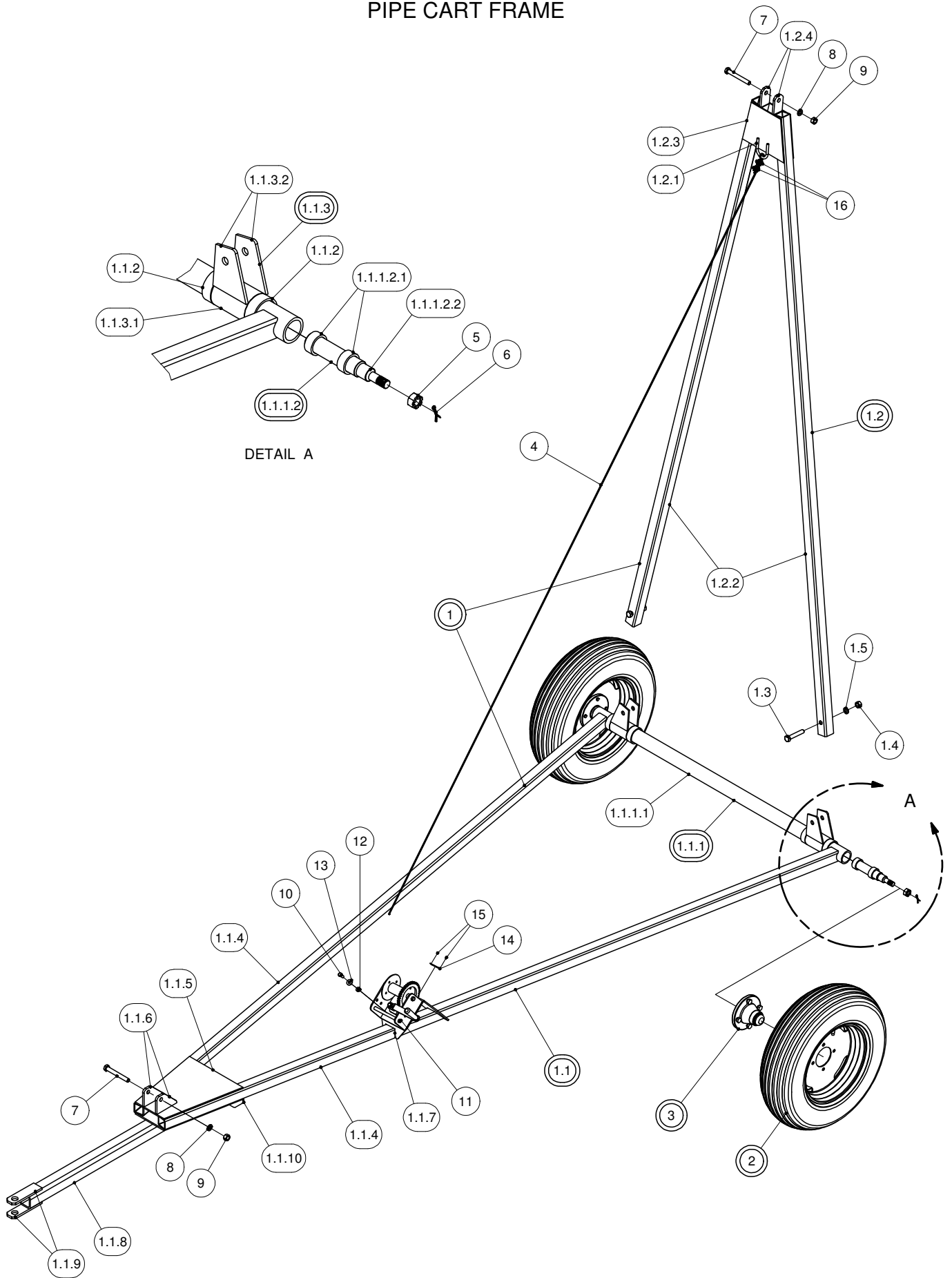
10" DISCHARGE PIPE



10" DISCHARGE PIPE

PARTS LIST				PARTS LIST			
ITEM	PART NUMBER	DESCRIPTION	QTY	ITEM	PART NUMBER	DESCRIPTION	QTY
1	248-37-00-000	10" DISCH PIPE ASSY w/ 12" TOP	1	7.2.2	R02983	10" RW COUPLER-NARROW	1
1.1	R02097	3" x 4" LONG TOE ALUM. NIPPLE	1	7.3	R02492	10" SUPER CLAMP	2
1.2	248-05-00-038	STOP LUG	2	7.4	R02849	10" RW GASKET	2
1.3	248-35-00-132	10" ALUM DISCHARGE PIPE-SECTION "D"	1	7.5	248-24-00-000	10" ALUMINUM ELBOW @ 44° ANGLE	1
				7.5.1	248-24-00-071	ALUMINUM ELBOW BASE PC-10"	2
1.4	R02990	10" CIRCLE LOCK, MALE ITHPM1000	1	7.5.2	248-24-00-072	ALUMINUM ELBOW MIDD PC-10"	3
1.5	248-05-00-036	CHAIN LUG	1	7.5.3	248-24-00-074	ALUMINUM HANDLE	1
1.6	248-37-00-134	12" END SECTION-A	1	7.5.4	R02990	10" CIRCLE LOCK, MALE ITHPM1000	1
1.7	248-37-00-135	12" CRNR SECTION-B	1	7.5.5	R02983	10" RW COUPLER-NARROW	1
1.8	248-37-00-136	12" TOP SECTION-C	1	7.5.6	248-05-00-036	CHAIN LUG	1
1.9	248-37-00-137	12" PIPE SECTION-D	1	7.6	248-19-00-000	10" MALE CONNECTOR PIPE ASSY (ALUM.)	1
1.10	248-37-00-139	CONE HALF	2				
1.11	248-37-00-138	10" ALUM DISCH PIPE-SECTION "A"	1	7.6.1	248-19-00-053	10" MALE CONNECTOR PIPE	1
2	248-08-00-000	10" LOWER INNER CLAMP ASSY	1	7.6.2	R02990	10" CIRCLE LOCK, MALE ITHPM1000	1
2.1	248-08-01-000	10" LOWER OUTER CLAMP ASSY	1	7.7	286-13-00-000	10" CLAMP AND CHAIN ASSY	1
2.1.1	248-08-01-025	10" LOWER CLAMP PC	1	7.8	R07823	3/8" FLAT WASHER	1
2.1.2	248-04-01-019	UPPER CLAMP BOLT PLATE	2	7.9	R07619	3/8 x 1 UNC HEX BOLT	1
2.2	248-03-00-050	LOWER CLAMP PIVOT BRKT	2	7.10	R07794	3/8-16 UNC FLANGE NUT	1
3	248-08-01-000	10" LOWER OUTER CLAMP ASSY	1	8	286-13-00-000	10" CLAMP AND CHAIN ASSY	1
3.1	248-08-01-025	10" LOWER CLAMP PC	1	8.1	R02500	10" BANDLOC CLAMP	1
3.2	248-04-01-019	UPPER CLAMP BOLT PLATE	2	8.2	250-97-00-297	CLAMP CHAIN	1
4	248-09-00-000	10" UPPER INNER CLAMP ASSY	1	9	R02778	3" CAMLOCK M->F NPT	1
4.1	248-03-00-017	UPPER CLAMP PIVOT BRKT	2	10	R02784	3" F CAMLOCK CAP	1
4.2	248-09-01-000	10" UPPER OUTER CLAMP ASSY	1	11	R02871	12" SUPER CLAMP	1
5	248-09-01-000	10" UPPER OUTER CLAMP ASSY	1	12	R07619	3/8 x 1 UNC HEX BOLT	1
5.1	248-09-01-026	UPPER CLAMP HALF TUBE - 10"	1	13	R07630	7/16 x 2 UNC HEX BOLT	6
5.2	248-04-01-019	UPPER CLAMP BOLT PLATE	2	14	R07671	7/16 x 1 1/4 UNC HEX BOLT	6
6	248-16-02-108	DROP HOSE FOR 12" CAN	1	15	R07784	7/16-14 UNC HEX NUT	12
7	248-26-00-000	10" LAYFLAT HOSE W/ENDS KIT	1	16	R07794	3/8-16 UNC FLANGE NUT	1
7.1	248-00-00-031	10" PVC LAYFLAT HOSE	1	17	R07804	7/16" LOCK WASHER	12
7.2	248-15-00-000	10" BELL AND EXTENSION PIPE ASSY	1	18	R07823	3/8" FLAT WASHER	1
7.2.1	248-15-00-035	10" EXTENSION PIPE	1				

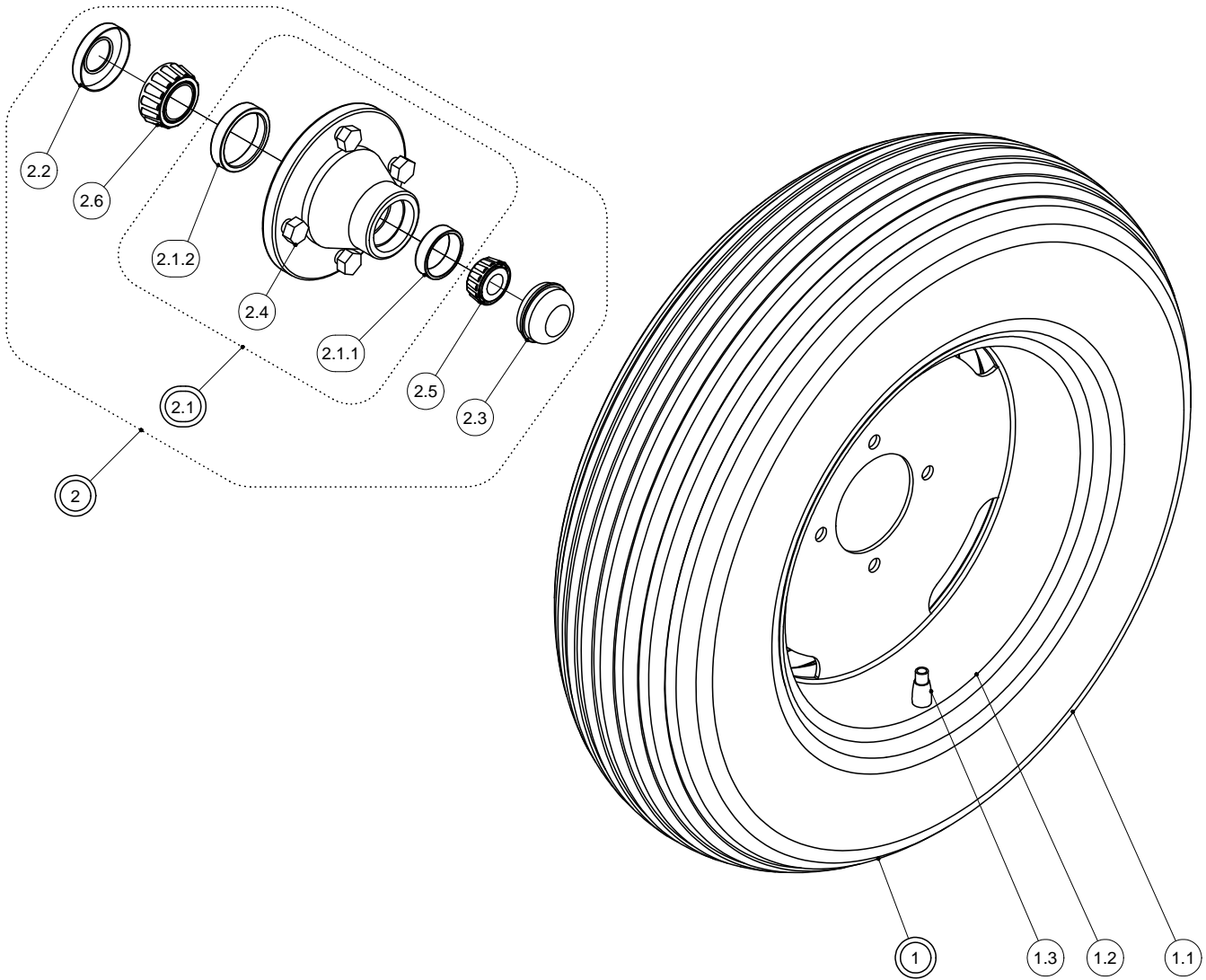
PIPE CART FRAME



PIPE CART FRAME

PARTS LIST			
ITEM	PART NUMBER	DESCRIPTION	QTY
1	248-33-00-000	2012 PIPE CART FRAME KIT	1
1.1	248-33-01-000	BASE FRAME ASSY W/ PIVOT ASSY	1
1.1.1	248-01-03-000	AXLE ASSY	1
1.1.1.1	248-01-03-023	AXLE TUBE	1
1.1.1.2	250-64-27-000	SPINDLE ASSY	2
1.1.1.2.1	250-64-27-149	PLUG WASHER	2
1.1.1.2.2	R20141	SPINDLE	1
1.1.2	248-01-00-014	STOP TUBE	4
1.1.3	248-33-02-000	INNER PIVOT ASSY	2
1.1.3.1	248-01-02-009	AXLE MOUNT TUBE	1
1.1.3.2	248-33-02-114	PIVOT SLEEVE STRAP	2
1.1.4	248-33-01-109	OUTER FRAME ARM	2
1.1.5	248-33-01-112	TOP GUSSET	1
1.1.6	248-33-01-113	OUTER FRAME PIVOT BRKT	2
1.1.7	248-01-01-037	WINCH BRKT	1
1.1.8	248-33-01-129	TONGUE TUBE	1
1.1.9	206-02-00-014	TONGE PLATE	2
1.1.10	248-33-01-130	LOWER GUSSET	1
1.2	248-33-03-000	INNER FRAME ASSY	1
1.2.1	248-01-02-012	CABLE BRKT	1
1.2.2	248-33-03-115	INNER FRAME LEG	2
1.2.3	248-33-03-116	INNER FRAME GUSSET	2
1.2.4	248-33-03-117	INNER FRAME PIVOT BRKT	2
1.3	R07650	5/8 x 3 1/2 UNC HEX BOLT	2
1.4	R07786	5/8-11 UNC HEX NUT	2
1.5	R07806	5/8" LOCK WASHER	2
2	250-65-00-000	TIRE & WHEEL ASSY - 5.9 x 15	2
3	250-60-30-000	H-411 HUB COMPLETE	2
4	248-00-00-013	LIFT CABLE	1
5	R20142	SLOTTED HEX NUT	2
6	R08002	5/32 x 1 1/2 COTTER PIN	2
7	R07652	5/8 x 5 UNC HEX BOLT	2
8	R07806	5/8" LOCK WASHER	2
9	R07786	5/8-11 UNC HEX NUT	2
10	R07619	3/8 x 1 UNC HEX BOLT	3
11	R10350	1 TON WORM GEAR WINCH	1
12	R07794	3/8-16 UNC FLANGE NUT	3
13	R07823	3/8" FLAT WASHER	3
14	R09071	SERIAL NUMBER PLATE	1
15	R08152	6 x 1/4 PAN HD SOCKET SCREW	2
16	R08077	3/16" CABLE CLAMP	2

TIRE, WHEEL AND HUB



PARTS LIST			
ITEM	PART NUMBER	DESCRIPTION	QTY
1	250-65-00-000	TIRE & WHEEL ASSY - 5.9 x 15	1
1.1	R20016	5.9 x 15 RIB IMPLEMENT TIRE	1
1.2	R20057	4.5 x 15 WHEEL - 4 BOLT	1
1.3	R20020	VALVE STEM	1
2	250-60-30-000	H-411 HUB COMPLETE	1
2.1	R20139	H-411 HUBS w/ CUPS	1
2.1.1	R20130	H411 LM11910 O.CUP	1
2.1.2	R20129	H411 LM67010 I.CUP	1
2.2	R20144	OIL SEAL CRSE11	1
2.3	R20143	DUST CAP	1
2.4	R20145	WB55 1/2 x 1 WHEEL BOLT	4
2.5	R20158	LM11949 OUTER CONE .75" BORE	1
2.6	R20159	LM67048 INNER CONE 1.25" BORE	1

GUARANTEE

All Husky Farm Equipment manufactured by Husky Farm Equipment Limited is guaranteed. Guarantee covers all the replacement cost or repair of all parts said to be defective from manufacture. Guarantee also covers labour installing said parts, if installed at Husky Manufacturing plant. Time and use is the essence of the guarantee. If equipment is used on a private property for an individual's use, guarantee will be in effect for twelve months from date of invoice. If equipment is used for commercial use to do custom work for money then guarantee will be in effect for three months only from date of invoice.

EXEMPTIONS FROM GUARANTEE

Cost of transportation of equipment to or from Husky Farm Equipment Limited either by customer or by Husky's service staff or cost of mail or public transportation is not covered. Tires and electric or hydraulic motors are covered by manufacturer's warranty and although Husky may assist to get warranty, Husky will not be responsible other than that allowed by manufacturer's warranty. Items subject to normal wear from use not covered by guarantee if faulty part is simply worn.